

intelix

DIGITAL & ANALOG DEVICES

3G-SH Installation Guide

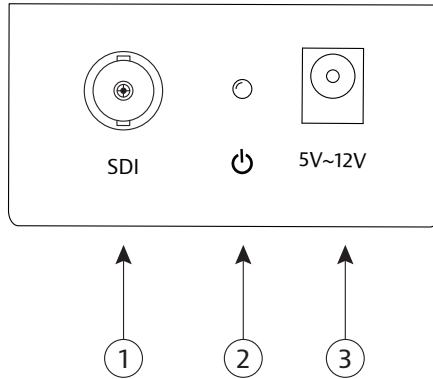


Important notice:

- Do not attempt to disassemble or alter the housing. There are no user-serviceable parts inside the unit. Doing so will void your warranty.
- To minimize the possibility of equipment damage from electrostatic discharge (ESD), all source and destination equipment must be powered off during installation.
- Do not connect the device to a telecommunication outlet wired to unrelated equipment. Doing so may damage the unit or any connected equipment. Ensure all connected twisted pair cabling is straight-through (point-to-point).
- Allow proper ventilation to reduce the risk of thermal failure.

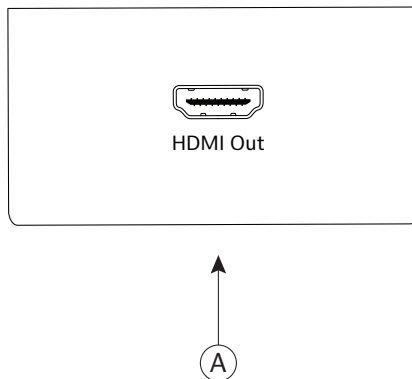
The Intelix 3G-SH is a professional broadcast video product capable of converting 3G-SDI, HD-SDI, or SD-SDI to HDMI. This allows viewing of broadcast content on standard consumer and commercial HDMI video displays. The 3G-SH offers high bit rates of 2.970 Gbit/s for fast signal transmission without any loss.

SDI Side



1. SDI Input
2. Power LED - Solid when powered on
3. 5V~12V DC Input

HDMI Side

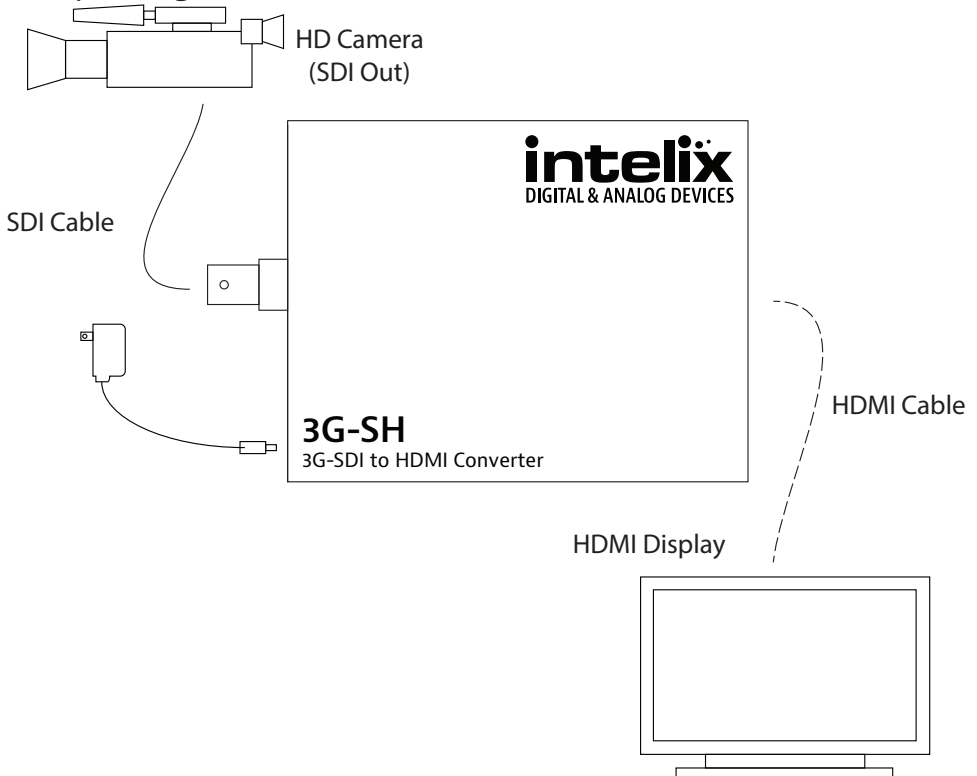


- A. HDMI Output

Instructions

1. Verify all components included with the 3G-SH are present before installation.
2. Turn off power and disconnect the audio/video equipment by following the manufacturer's instructions.
3. Connect a quality SDI cable with BNC connectors between the SDI output of the source device and the SDI input of the 3G-SH.
4. Connect a quality HDMI cable between the HDMI input of the display and the HDMI output of the 3G-SH.
5. Plug the power supply into the power input port of the 3G-SH.
6. Power on attached audio/video devices.

Example Diagram



Technical Specifications

Input/Output Connections	
SDI Input	One (1) Female BNC
HDMI Output	One (1) HDMI type A
5V~12V DC Power	One (1) Barrel
Video/Audio Performance	
SDI Resolutions	480i, 576i, 720p@50/59.94/60Hz, 1080i@50/59.94/60Hz,1080p@23.97/24/25/29.97/30/50/59.94/60Hz
SDI Transmission Rates	2.970 Gbit/s and 2.970/ 1.001 Gbit/s
SDI Compatibility	SD-SDI (SMPTE 259M-C), HD-SDI (SMPTE 292M), 3G-SDI (SMPTE 424M)
Maximum Input Distance (RG59)	SD-SDI: 240 m, HD-SDI: 110 m, 3G-SDI: 70 m
Supported Audio	Up to 8 channel PCM
HDMI Output Resolutions	Up to 1080p/60Hz
Chassis and Environmental	
Enclosure Material	Painted Metal
Enclosure Dimensions (H x W x D)	49 mm x 80 mm x 24 mm (1.92 in x 3.14 in x 0.94 in)
Shipping Weight	150g (0.33 lbs)
Operating Temperature	0° to +40° C (+32° to +104° F)
Operating Humidity	20% to 90%, Non-condensing
Storage Temperature	-20° to +60° C (-4° to +140° F)
Storage Humidity	10% to 85%, Non-condensing
Power and Regulatory	
Power Supply Input	100V-240VAC / 50-60 Hz / 0.15A
Power Supply Output	5VDC / 1.0A
Power Consumption	5 watts (max)
ESD Protection	±8 kV
Product Regulatory	FCC, CE, RoHS
Power Supply Regulatory	UL, FCC
Other	
Warranty	2 years
Diagnostic Indicators	Power LED
Included Accessories	Installation Guide, Power Supply

Distances and picture quality may be affected by cable grade, cable quality, source and destination equipment, RF and electrical interference, and cable patches.



11675 Ridgeline Dr.
Colorado Springs, CO 80921
Toll-Free: 800-530-8998
Fax: 719-260-0075